

COURSE FILE SUMMARY

INFORMATION

<u>College / Institute / Center</u>	Management & Technology	Department	Marketing and International Business
Programme Title	Bachelor of Business Administration	Programme Code	English
Course Title	Organization Behavior	Course Code	EA212
# Hours	-----2-----	-----2-----	-----3-----
	Lecture	Lab / <u>Tutorial</u>	Credit
Pre Requisites : Management 2 (EA121)			

COURSE AIM

The course examines the concept of behavior of people as members of organizations. It focuses on theories and applications that help people in dealing with others. This course introduces the necessary knowledge for effective organizational interpersonal interaction.

- Describe the philosophy and theories of organizational behavior**
- Explain the concept of perception inside work setting**
- Explain the learning theories on people behavior**
- Describe the motivation theories and their impact on employees behavior**

STAFF REQUIREMENTS

	Qualifications	Special Skills	Number
Lectures	PhD	Interpersonal skills	1
Tutorials	Bachelor in Business Administration	Interpersonal skills	1/2
Laboratories / Workshops			

LECTURE SCHEDULE

Lecture			Description
#	Week	Hrs	
1	1	2	Introduction to Organizations Behaviors
2	2	2	Introduction to Organizations Behaviors (continue)
3	3	2	Basic Features of perception
4	4	2	Social Perception
5	5	2	Theories of learning
6	6	2	Enhancing desirable behavior through learning...
7	7	2	7 th week exam
8	8	2	Personality and O.B
9	9	2	Personality and O.B (continue)
10	10	2	Attitude
11	11	2	Attitude cont
12	12	2	12 th week exam+ Attitude (continue)
13	13	2	Technique for enhancing motivation
14	14	2	Technique for enhancing motivation (continue)
15	15	2	Team Work
16	16	2	Final exam

TEXT BOOKS

Code*	Description
.....	Behavior in organizations Ninth edition Jerald Greenberg and Robert A. Baron
.....
.....
.....

REFERENCE BOOKS

Code*	Description
.....NA.....
.....

TUTORIAL SCHEDULE

Tutorial			Topic
#	Week	Hrs	
1	2	2	Applications on Introduction to Organizations Behaviors
2	3	2	Applications on social perception
3	4	2	Applications on Social Perception
4	5	2	Applications on Theories of learning
5	6	2	Applications on Enhancing desirable behavior through learning
6	7	2	Solving seventh week exam
7	8	2	Applications on Personality and O.B
8	9	2	Applications on Personality and O.B cont
9	10	2	Applications on Attitude
10	11	2	Applications on Attitude cont
11	12	2	Solving 12 th week exam
12	13	2	Applications on Techniques for enhancing motivation
13	14	2	Applications on Technique for enhancing motivation cont
14	15	2	Applications on Team Work
15	16	2	Final exam

LABORATORY WORKSHOP SCHEDULE				
Laboratory				Description
#	Week	Hrs.	Code	
...NA.....
...
...
...
...
...
...
...
...
...
...
...
...
...
...
...
...
...
...
...
...
...
...
...
...
...
...

COMPUTER USAGE
.....NA.....
.....
.....
.....
.....

GRADING AND ASSESSMENT METHOD										
Week #	Points	Written	Oral	Term Paper	Continuous	Thesis				
7	30	30								
12	20	20								
1-15	10				10					
16	40	40								

Prepared by:

Designation
 Name: Ayman Metwally
 Sign
 Date

Approved by:

Designation
 Name: Khaled Hanafy
 Sign
 Date

READING MATERIAL










Code*	Description
.....	TB.....
.....	
.....	
.....	
.....	
.....	
.....	
.....	
.....	
.....	
.....	
.....	
.....	
.....	
.....	

* TB : Text Book
RB: Reference Book
ST: Standards / Codes
LN:
Lecture Notes

SUPPLEMENTARY MATERIAL

Code*	Description
.....	OS.....
.....	
.....	
.....	
.....	
.....	
.....	
.....	
.....	
.....	
.....	
.....	
.....	
.....	
.....	
.....	
.....	
.....	
.....	
.....	
.....	
.....	
.....	
.....	
.....	
.....	

*PR: Periodical
SW: Software
VT: Video Tape
OS: Overhead Slide
MD: Model
AC: Audio Cassette

								
<input type="checkbox"/>	<input type="checkbox"/>	<input type="checkbox"/>	<input type="checkbox"/>	<input type="checkbox"/>	<input type="checkbox"/>	<input type="checkbox"/>	<input type="checkbox"/>	<input type="checkbox"/>