

LECTURE SCHEDULE

Lecture

Course File Summary

COURSE INFORMATION

College / Institute / Centre	Management and technology	Department	Finance and Accounting
Program Title	Bachelor of Business administration	Program Code	
Course Title	Investments	Course Code	EA418
# Hours	-----2-----	-----2-----	-----3-----
	Lecture	Lab / Tutorial	Credit
Pre Requisites : Principle of financial management (EA312)			

COURSE AIM

To provide the students with an understanding of the basic issues in the area of investment

COURSE OBJECTIVES

This course aims to study the objectives and techniques of investment and to stimulate the reasoning power of students as prospective investors, to gain understanding of market prices and their behavior and to study the techniques of securities analysis and selection. to study how to apply the techniques of finance, statistics and other skills in investment analysis and decisions. To give students a broad perspective which is more valuable to a beginner in investments than thorough coverage of few subjects?

STAFF REQUIREMENTS

	Qualifications	Special Skills	Number
Lectures	PH.D in finance		
Tutorials	Bachelor of Business		
Laboratories / Workshops			

LABORATORY WORKSHOP SCHEDULE

Laboratory

#	Week	Hrs	Description
1	1 st	2	Introduction to Investments.
2	2 nd	2	Creation of Financial Assets.
3	3 rd	2	Security Markets.
4	4 th	2	Risk & Portfolio Management
5	5 th	2	Continued Risk & Portfolio Management.
6	6 th	2	Applications.
7	7 th	2	7 th Week Exam
8	8 th	2	Investment Companies.
9	9 th	2	Time Value of Money
10	10 th	2	Valuation of Common Stock.
11	11 th	2	Dividends: Past, Present, and Future.
12	12 th	2	Project presentations
13	13 th	2	Valuation of Fixed –Income Securities
14	14 th	2	An Introduction to Options
15	15 th	2	Option Valuation and Strategies.
16	16 th	2	The Final Exam

TEXT BOOKS

Code*	Description
EA418	Herbert B. Mayo, Investments An introduction 8th Edition
.....

REFERENCE BOOKS

Code*	Description
.....
.....

TUTORIAL SCHEDULE

Tutorial			Topic
#	Week	Hrs	
1	1 st	2	Qualitative applications on the introduction to Investments.
2	2 nd	2	Qualitative applications on creation of financial assets.
3	3 rd	2	Qualitative applications on security markets.
4	4 th	2	Qualitative applications on risk & portfolio management
5	5 th	2	Quantitative applications on risk & portfolio management.
6	6 th	2	Applications and 7 th week revision.
7	7 th	2	Solving the 7 th week exam.
8	8 th	2	Qualitative and quantitative applications on investment companies.
9	9 th	2	Qualitative and quantitative applications on time value of money
10	10 th	2	Qualitative and quantitative applications on valuation of common stock.
11	11 th	2	Qualitative and quantitative applications on dividends and 12 th week revision.
12	12 th	2	Project presentations Cont.
13	13 th	2	Qualitative and quantitative applications on valuation of Fixed –Income Securities
14	14 th	2	Qualitative applications on options
15	15 th	2	Quantitative and qualitative applications on option valuation and strategies. And final revision

#	Week	Hrs.	Code	Description
...
...
...
...
...
...
...
...
...

Computer Usage
.....
.....
.....
.....

Grading and Assessment Method									
Week #	Points	Written	Attendants and participation	Term Paper	Continuous	Thesis	Project		
7	30	30							
12	20						20		
1-15	10		10						
16	40	40							

Prepared by:

Designation

Name Dr. Amr Abd El Aziz

Sign 

Date 1/9/2010

Approved by:

Designation

Name Dr. Amr Abd El Aziz

Sign 

Date 1/9/2010









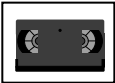
READING MATERIAL

Code*	Description
.....
.....
.....
.....
.....
.....
.....
.....
.....
.....
.....
* TB : Text Book	RB: Reference Book ST: Standards / Codes LN: Lecture Notes

SUPPLEMENTARY MATERIAL

Code*	Description
.....
.....
.....
.....
.....
.....
.....
.....
.....
.....
.....
.....
.....
.....
.....
.....
.....
.....
.....
.....
*PR: Periodical Audio Cassette	SW: Software VT: Video Tape OS: Overhead Slide MD: Model AC:

EDUCATIONAL RESOURCES

								
<input type="checkbox"/>	<input type="checkbox"/>	<input type="checkbox"/>	<input type="checkbox"/>	<input type="checkbox"/>	<input type="checkbox"/>	<input type="checkbox"/>	<input type="checkbox"/>	<input type="checkbox"/>