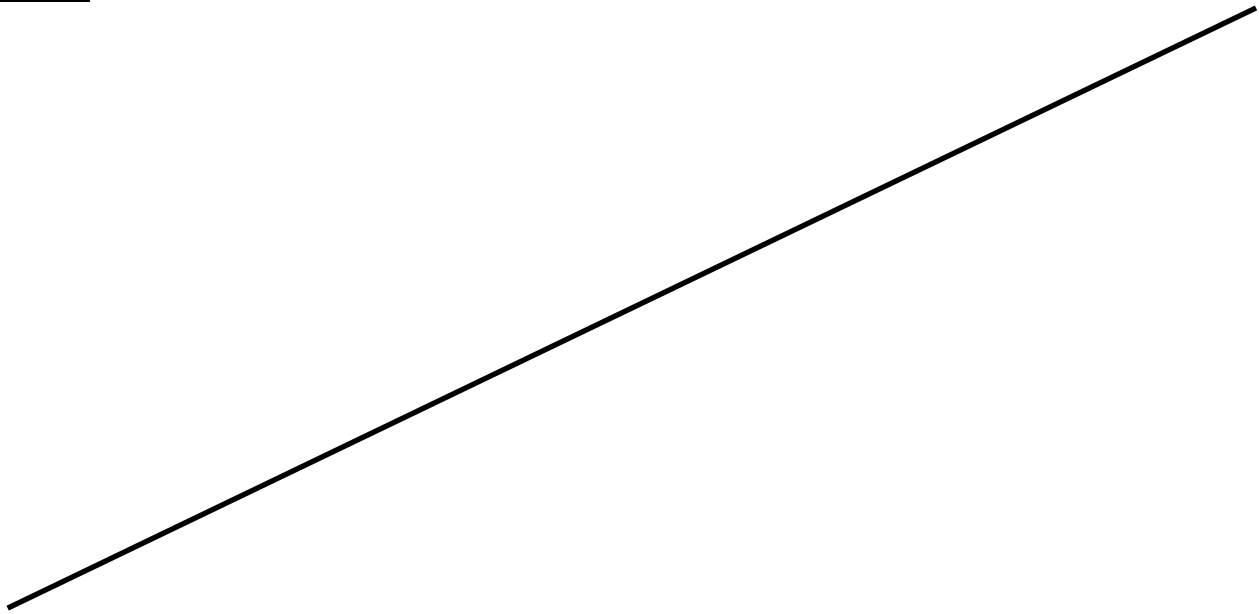


Lecture



Tutorial / laboratory / Workshop (Delete as required)

Source Material:

Oracle Developer 2000 Tutorial
SQL Tutorials.
Lab Sheets for each section.

Supplementary Material : Projector, white board.

White Board is used each section
As well as the data show for viewing the presentation PowerPoint slides.

Educational Resources : Handouts, presentations, assignments.

Lab Sheets for every section
Practical Assignments

Tutorial / laboratory / Workshop (Delete as required)

Source Material:

Oracle Developer 2000 Tutorial
Lab Sheets for each section.

Supplementary Material : Projector, white board.

White Board is used each section
As well as the data show for viewing the presentation PowerPoint slides.

Educational Resources : Handouts, presentations, assignments.

Lab Sheets for every section
Practical Assignments

Tutorial / laboratory / Workshop (Delete as required)

Source Material:

Oracle Developer 2000 Tutorial
Lab Sheets for each section.

Supplementary Material : Projector, white board.

White Board is used each section
As well as the data show for viewing the presentation PowerPoint slides.

Educational Resources : Handouts, presentations, assignments.

Lab Sheets for every section
Practical Assignments

SESSION PARTICULARS

#: 4	Title: Continuing SQL.	Hrs: 2
------	------------------------	--------

LEARNING OUTCOMES / ABILITIES GAINED*

#	Outcome Description
1	Using Join conditions
2	Using Cascade Select Statements.
3	Views.
4	Using Alter table command. - Adding Columns. - Deleting Columns.
5	Deleting Rows

Prepared by

Designation: Mrs.

Name: Sara ELKheshin

Sign:

Date: 11/7/2010

Approved by

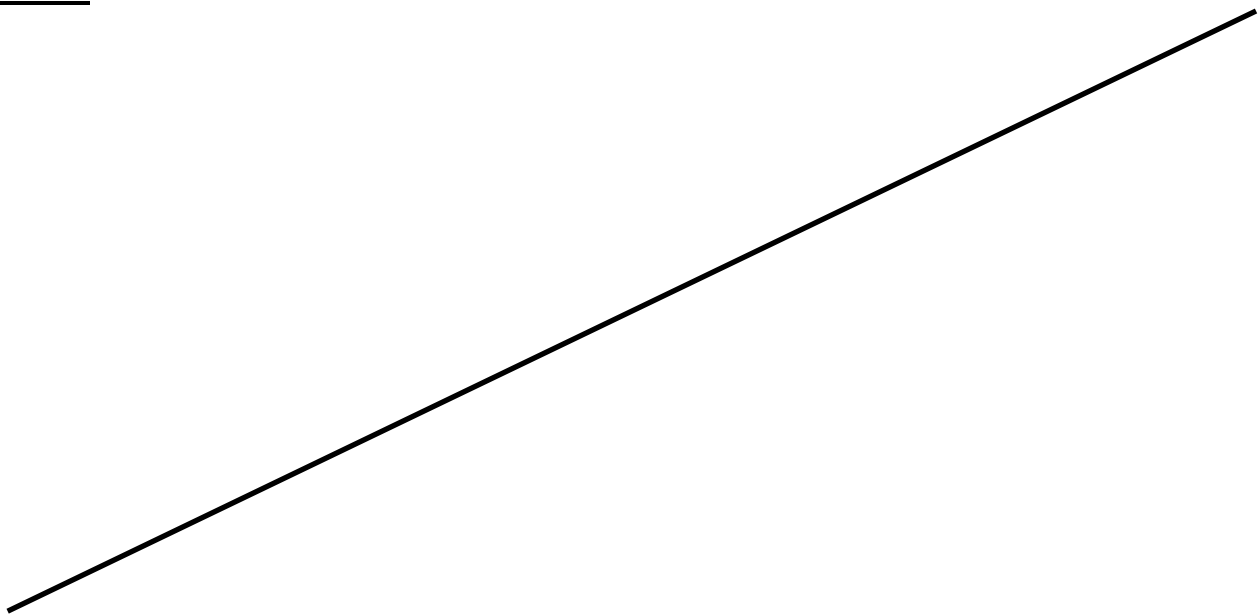
Designation: Dr.

Name: Walid AbdelMoez

Sign:

Date: 11/7/2010

Lecture



Tutorial / laboratory / Workshop (Delete as required)

Source Material:

**Oracle Developer 2000 Tutorial
Lab Sheets for each section.**

Supplementary Material : Projector, white board.

**White Board is used each section
As well as the data show for viewing the presentation PowerPoint slides.**

Educational Resources : Handouts, presentations, assignments.

**Lab Sheets for every section
Practical Assignments**

#: 5	Title: SQL Evaluation.	Hrs: 2
------	------------------------	--------

LEARNING OUTCOMES / ABILITIES GAINED*	
#	Outcome Description
1	SQL Exam / reviewing proposal

Prepared by

Designation: Mrs.

Name: Sara ELKhashin

Sign:

Date: 11/7/2010

Approved by

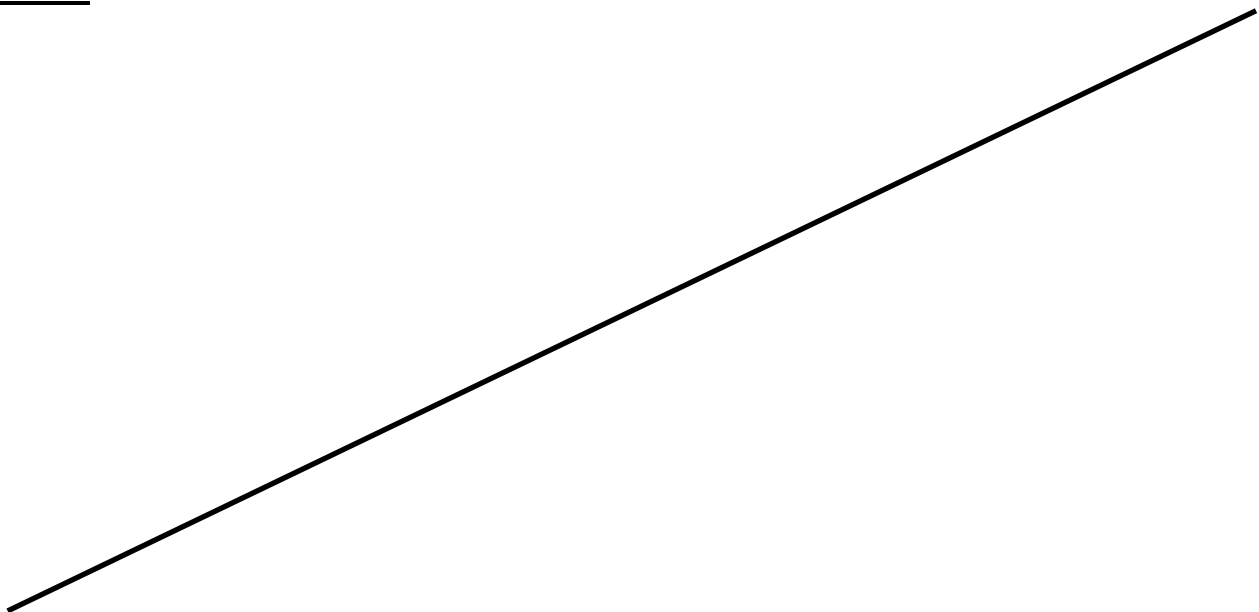
Designation: Dr.

Name: Walid AbdelMoez

Sign:

Date: 11/7/2010

Lecture



Tutorial / laboratory / Workshop (Delete as required)

Source Material:

Oracle Developer 2000 Tutorial
Lab Sheets for each section.

Supplementary Material : Projector, white board.

White Board is used each section
As well as the data show for viewing the presentation PowerPoint slides.

Educational Resources : Handouts, presentations, assignments.

Lab Sheets for every section
Practical Assignments

Tutorial / laboratory / Workshop (Delete as required)

Source Material:

Oracle Developer 2000 Tutorial
Lab Sheets for each section.

Supplementary Material : Projector, white board.

White Board is used each section
As well as the data show for viewing the presentation PowerPoint slides.

Educational Resources : Handouts, presentations, assignments.

Lab Sheets for every section
Practical Assignments

Tutorial / laboratory / Workshop (Delete as required)

Source Material:

**Oracle Developer 2000 Tutorial
Lab Sheets for each section.**

Supplementary Material : Projector, white board.

White Board is used each section

As well as the data show for viewing the presentation PowerPoint slides.

Educational Resources : Handouts, presentations, assignments.

**Lab Sheets for every section
Practical Assignments**

Tutorial / laboratory / Workshop (Delete as required)

Source Material:

Oracle Developer 2000 Tutorial
SQL Tutorials.
Lab Sheets for each section.

Supplementary Material : Projector, white board.

White Board is used each section
As well as the data show for viewing the presentation PowerPoint slides.

Educational Resources : Handouts, presentations, assignments.

Lab Sheets for every section
Practical Assignments

SESSION PARTICULARS

#: 9	Title: Continuing Form Builder	Hrs: 2
------	--------------------------------	--------

LEARNING OUTCOMES / ABILITIES GAINED*

#	Outcome Description
1	Introducing Triggers types.
2	Using Triggers to create Push Buttons.
3	Using Triggers to create Push Buttons.
4	Using Triggers to create validation constraints.
5	Adding Functionality (computations) to forms using triggers.
6	Creating Views.

Prepared by

Designation: Mrs.

Name: Sara ELKheshin

Sign:

Date: 11/7/2010

Approved by

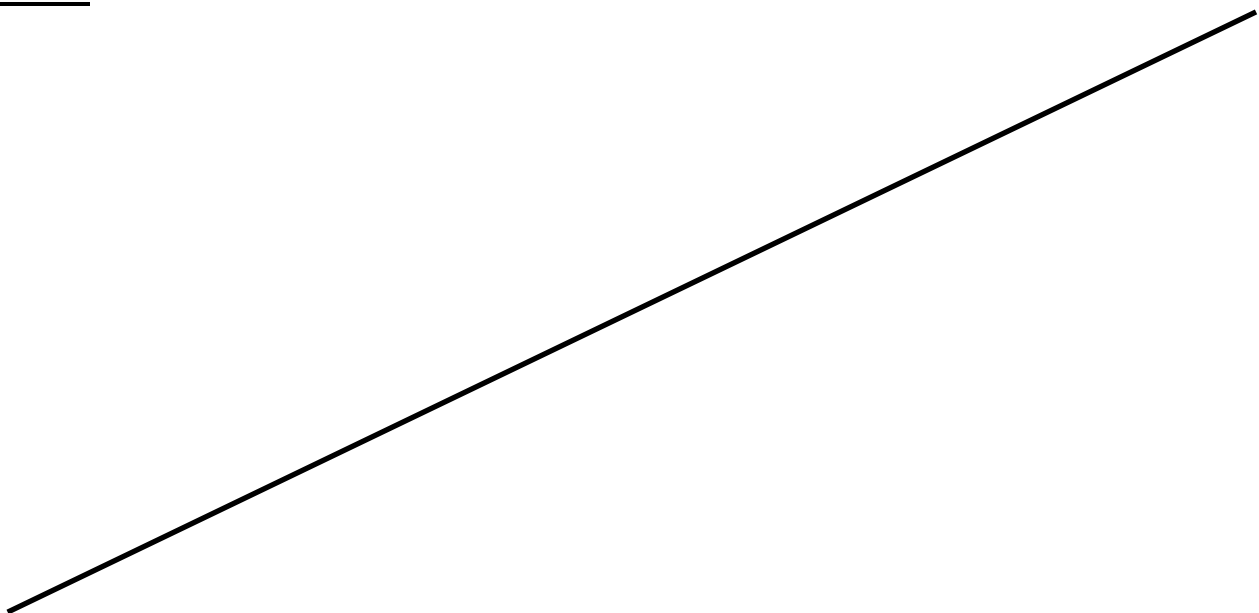
Designation: Dr.

Name: Walid AbdelMoez

Sign:

Date: 11/7/2010

Lecture



Tutorial / laboratory / Workshop (Delete as required)

Source Material:

Oracle Developer 2000 Tutorial
SQL Tutorials.
Lab Sheets for each section.

Supplementary Material : Projector, white board.

White Board is used each section
As well as the data show for viewing the presentation PowerPoint slides.

Educational Resources : Handouts, presentations, assignments.

Lab Sheets for every section
Practical Assignments

Tutorial / laboratory / Workshop (Delete as required)

Source Material:

Oracle Developer 2000 Tutorial
SQL Tutorials.
Lab Sheets for each section.

Supplementary Material : Projector, white board.

White Board is used each section
As well as the data show for viewing the presentation PowerPoint slides.

Educational Resources : Handouts, presentations, assignments.

Lab Sheets for every section
Practical Assignments

Tutorial / laboratory / Workshop-(Delete as required)

Source Material:

Oracle Developer 2000 Tutorial

SQL Tutorials.

Lab Sheets for each section.

Supplementary Material : Projector, white board.

White Board is used each section

As well as the data show for viewing the presentation PowerPoint slides.

Educational Resources : Handouts, presentations, assignments.

Lab Sheets for every section

Practical Assignments

Tutorial / laboratory / Workshop (Delete as required)

Source Material:

Oracle Developer 2000 Tutorial

SQL Tutorials.

Lab Sheets for each section.

Supplementary Material : Projector, white board.

White Board is used each section

As well as the data show for viewing the presentation PowerPoint slides.

Educational Resources : Handouts, presentations, assignments.

Lab Sheets for every section

Practical Assignments

Tutorial / laboratory / Workshop (Delete as required)

Source Material:

Oracle Developer 2000 Tutorial

SQL Tutorials.

Lab Sheets for each section.

Supplementary Material : Projector, white board.

White Board is used each section

As well as the data show for viewing the presentation PowerPoint slides.

Educational Resources : Handouts, presentations, assignments.

Lab Sheets for every section

Practical Assignments

Tutorial / laboratory / Workshop-(Delete as required)

Source Material:

Oracle Developer 2000 Tutorial

SQL Tutorials.

Lab Sheets for each section.

Supplementary Material : Projector, white board.

White Board is used each section

As well as the data show for viewing the presentation PowerPoint slides.

Educational Resources : Handouts, presentations, assignments.

Lab Sheets for every section

Practical Assignments

Tutorial / laboratory / Workshop (Delete as required)

Source Material:

Oracle Developer 2000 Tutorial
SQL Tutorials.
Lab Sheets for each section.

Supplementary Material : Projector, white board.

White Board is used each section
As well as the data show for viewing the presentation PowerPoint slides.

Educational Resources : Handouts, presentations, assignments.

Lab Sheets for every section
Practical Assignments